

# Sundance® Spas



CELEBRATING

more than  
**30**  
years  
of excellence



## Sundance® Spas

Spending time together. Taking a few moments to relax. Feeling tension fade in the warm, massaging water. One uniquely effective brand of hot tubs does all this for you better than any other. Superbly engineered. Beautifully designed. Hydrotherapy that improves the quality of your life. From the internationally recognized, consumer recommended, largest acrylic spa manufacturer in the world, welcome to Sundance® Spas.

INTRO	2-5
GREEN MANUFACTURING	6-7
CLEAR-RAY	8-9
SELECT SERIES	10-13
880 SERIES	14-27
780 SERIES	28-39
ENGINEERING	40-41
FILTRATION	42-43
HYDROTHERAPY	44-45
JETS	46-47
LIGHTING	48-49
CONTROLS & SOUND	50-51
680 SERIES	52-61
BACKYARDS BY SUNDANCE	62-63
INSTALLATIONS	64-65
SUNDANCE GLOBAL	66




## MILESTONES HONORS

There is so much to love about owning a Sundance® Spas hot tub: coming home to a warm hydromassage, inviting friends over for a backyard party, experiencing the healing relief of therapy jets after a workout, and seeing romantic possibilities in the sparkling light of a waterfall. Sundance adds so much to your life because Sundance puts so much into every one of its products. We have been setting the industry standard in hot tub design and manufacturing for 30 years, and take pride in these accomplishments:

### MILESTONES

★ *Industry Firsts by Sundance Spas*

1979	Sundance® Spas opens manufacturing facility in Costa Mesa, CA	2002	MicroClean™ water filtration ★ SunStrong™ synthetic cabinetry SunZone™ mixing chamber
1980	First to incorporate recessed jets ★	2003	Fluidix Intelli-Jet™ Exclusive, patented jet adjusts to provide steady or pulsating stream using bearingless technology ★ Water Quality Award Sundance was the first and only spa manufacturer to receive an award from the Water Quality Association for spa water filtration ★ Consumers Digest "Best Buy" Sundance Solo™
1984	Application of electronic technology to spa control systems ★	2004	Vortex™ Jet Latest innovation in jet technology, developed and designed by Sundance, utilizes no moving parts ★ SunSound™ SNC Stereo and Remote Exclusive Spa Noise Compensation (SNC) feature automatically adjusts stereo volume based on spa pump settings ★
1985	Whirlpool therapy jet ★	2005	Dynamic Flow™ Circulation Pump Moves seven times more water per minute than typical systems, at virtually the same energy cost MicroClean™ II water filtration ★ AquaTerrace™ Waterfall
1986	Recessed, molded pillows ★ Built-in Brominator™ ★ Replacement of air channel system with SilentAir™ Injection System ★ Wide-mouth Slipstream™ skimmer with 20" floating weir gate ★	2006	Fluidix Reflex™ Jet Next-generation design in the patented Fluidix Jet series SMT Fluidix™ Introduces Fluidix Jets to the 780 Series Consumers Digest "Best Buy" Sundance Cameo™
1987	Built-in assist bars ★	2007	Docking Station Made for iPod® and Auxiliary MP3 Jack Standard with SunSound Stereo option ★ SunSpa Check™ Status Display Check water temperature from inside your home (optional) External LED Accent Lights Fit on the spa cabinet corners (optional) MicroClean Plus™ water filtration ★ Fluidix Nex™ Jet
1988	U.L.®-listed ozone system for underskirt installation ★ Rigid Bond™ shell construction ★	2008	TerraStone™ Cabinet The look of real stacked stone Synthetic Base Impervious to moisture
1989	Use of Direct Pressure™ System technology ★	2009	JBL Stereo System Designed Exclusively for Sundance Spas ★
1991	Accu-Ssage™ Therapy Seat in all models	2011	Introduction of the Select Series
1992	Four-jet vertical jet system ★ Built-in SunScents™ aromatherapy dispensing system ★ Consumers Digest "Best Buy" Sundance Cameo™	2012	Addition of CLEARARRAY™ Water Purification System, standard on all models. Exclusive hybrid Focus-Relief™ Jet.
1993	Electronic, topside pH and ORP monitoring system ★		
1994	Exclusive PermaClear™ water cleansing system ★		
1995	Exclusive Intelli-Jet™ variable/adjustable hydro jet ★		
1996	First spa manufacturer to receive ISO 9001 certification ★		
1997	Distribution in over 60 countries		
1998	Consumers Digest "Best Buy" Sundance Optima™		
1999	Introduction of exercise spa and SunSport™ aquatic exercise system ISO-Pure Water Management System ★		
2000	SunZone™ CD ozone system Sentry Smart™ Heater with titanium coil ★		
2001	Accu-Ssage™ Therapy Seat with patented Fluidix ST™ Jets ★ Two-part, color-coordinated ComforTone™ headrests ★		





## HYDROMASSAGE | THERAPY | SEEK BALANCE

Sundance Spas has perfected the at-home spa experience by delivering the ultimate in hydrotherapy. Combining heat, buoyancy, and massage, hydrotherapy has the power to make incredible changes in the way you feel. It has been a source of relaxation and healing for centuries, across various cultures. Today, at-home hydrotherapy can be part of a stress-reducing routine, and a great way to spend time together. Here is how hydrotherapy works to relax and rejuvenate:

- Heat from the warm water in a Sundance hot tub can dilate blood vessels to increase blood flow. This produces a healing effect on sore or damaged tissue, eases movement, and helps relieve the symptoms of arthritis and back pain.
- Buoyancy supports the body, effectively reducing its weight by 90 percent. It alleviates pressure on muscles and joints as you soak.
- Massage is the key to effective hydrotherapy. Combined with the water's heat and the effects of buoyancy, a Sundance jet-driven massage completes the hydrotherapeutic experience.

With an ideal balance of the three elements of hydrotherapy, a Sundance Spas hot tub session has the ability to:

- soothe muscle and joint discomfort
- stimulate circulation and aid digestion
- produce endorphins (natural pain-reducing substances)
- promote natural relaxation and improve sleep.

Our advanced heating systems, ergonomically correct seating, and jets, particularly our proprietary, patented Fluidix™ jets, work together to produce the right combination of heat, buoyancy and massage in every spa. The result is the Sundance difference – a remarkably superior form of hydrotherapy.

According to the American Institute of Stress, it is estimated that 75-90 percent of visits to primary care physicians are stress related. Regular exercise and hydrotherapy can be effective ways to relieve the symptoms of stress. An added bonus: a Sundance hydromassage can help you relax and recover from a tough workout. It also boosts circulation, which also helps to remove lactic acid build-up in muscles.



## DEMAND HIGH PERFORMANCE AND RESPONSIBLE GREEN MANUFACTURING

### QUALITY | FIRST

As the largest acrylic spa manufacturer in the world, Sundance Spas is known for delivering highly reliable spas with advanced features and easy operation. Our exclusive Rigid Bond process strengthens and protects your spa shell. The titanium coil heater in the 880 Series spas is so reliable, it carries a five-year unconditional guarantee. In fact, Sundance hot tubs are covered by the best warranties in the industry, for your peace of mind.

#### QUALITY ASSURANCE

Every Sundance spa is required to pass through over 100 quality-assurance checkpoints, including filling each spa with water not once, but twice. Each spa must complete a 45-minute test of all systems before the insulating foam is applied. Then we drain the spa, complete construction, and put the spa through another 15-minute check. Our goal is to make high-performance spas that exceed our customers' expectations for quality and reliability.

#### PRODUCTION

Our streamlined assembly processes takes place in our state-of-the-art facility. Skilled craftspeople operate computer-controlled equipment as the spas move along two, quarter-mile assembly lines. We are proud to say that our company is one of the most environmentally responsible in the industry.

#### RESPONSIBLE MANUFACTURING

##### WOOD

All of the wood used in the manufacturing of our hot tub frames comes from suppliers with environmental management systems.

##### PAPER

Paper used in our product brochures is Forest Stewardship Council (FSC) certified as coming from sustainable, managed forests. Cardboard waste is sent to a recycling facility.

##### PLASTIC

The backing material on our cabinetry plus the base and base structure of a Sundance Spa are made from at least 80% recycled plastics.

##### LIGHTING

The LED lighting we feature in our spas uses approximately 8% of the energy of a comparable incandescent bulb.







#### ECOWRAP™

Ideal for cold weather climates by adding an extra layer of insulation to reduce operating costs. Factory installed option on 880 series and 780 series. Achieves up to 25% reduction in energy usage. Made from recycled blue jeans that are environmentally friendly.

#### SUNSTRONG™ COVER

Premium design featuring authentic Sunbrella™ material that lasts twice as long as traditional vinyl. Inner core features 2lb. foam density and heat seal gasket to provide energy savings by minimizing heat and moisture loss. Higher quality material has more resistance to tearing and fading. Breathable and mildew resistant. Contemporary styling with soft finish.



# CLEAR RAY™

WATER PURIFICATION SYSTEM

## CLEAN WATER

Sundance is pleased to announce the addition of the CLEARRAY™ Water Purification System on all 2012 models. After years of both external laboratory and in field testing Sundance has perfected a system that makes water care a breeze, even reducing the amount of sanitizing chemicals needed. The system treats water using exclusive UV-C light technology, which means no gas, chemical, or other by-product is added to the water or produced as a result. This proven technology has a strong track record of success in hygienic and clear water driven industries, including: hospitals, pharmaceuticals, bottling & beverage, industrial and municipal water treatment, and aquariums.

- Treats 99.9% of waterborne bacteria and viruses
- Factory installed\* exclusive UV-C Technology
- Up-to 50% reduction in sanitizing chemical usage\*\*
- Easy care and maintenance with annual bulb replacement
- No harmful odors or by-products produced
- Durable stainless steel and quartz components

\* Model Year 2012 and Newer

\*\* Shown in lab tests, refer to local governing water chemistry regulations.

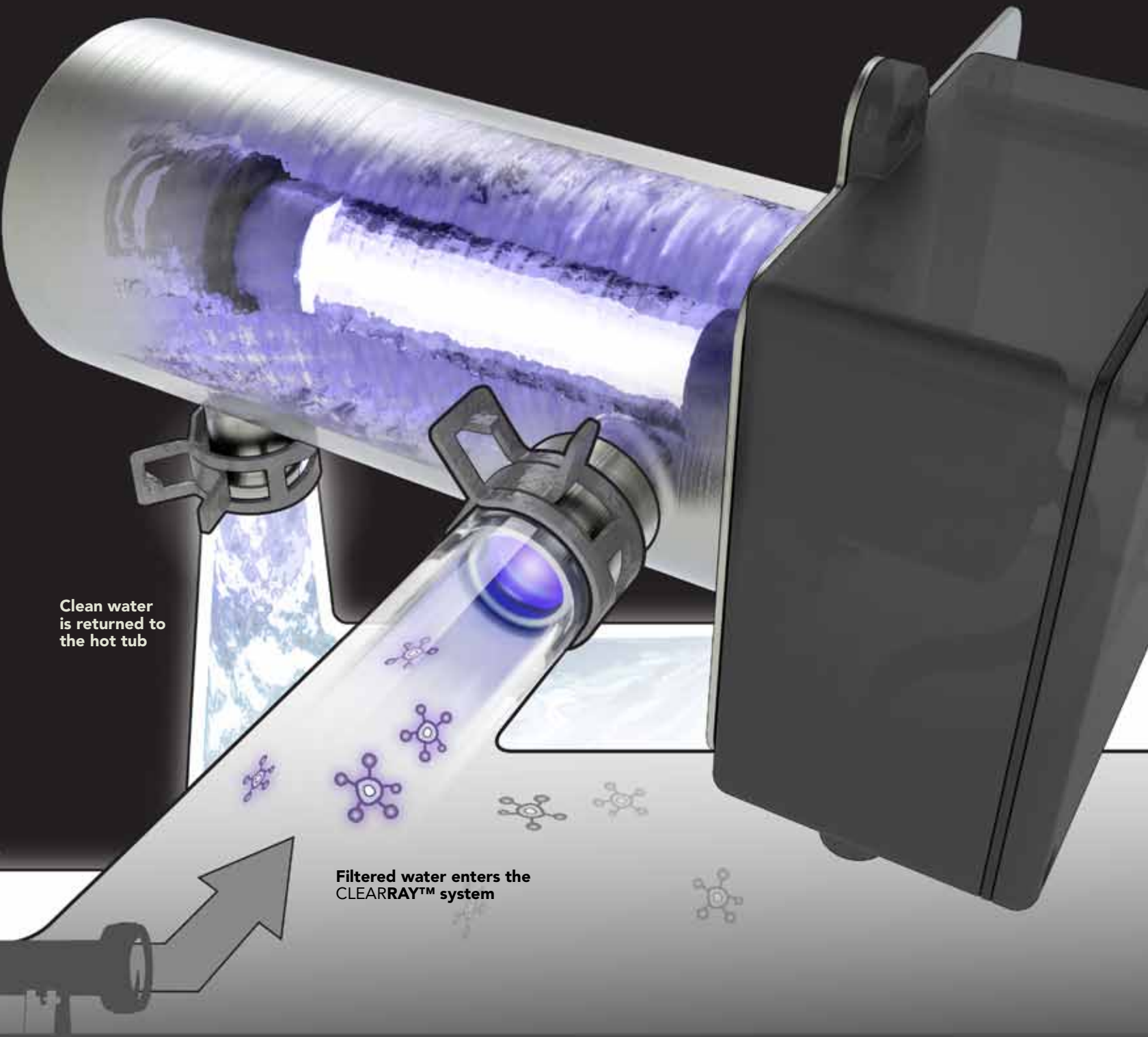
FILTER PUMP HEATER



# CLEAN, CLEAR WATER INSTANTLY

DNA of bacteria and viruses are effected, destroying their ability to reproduce.

Water enters the stainless steel tank and is exposed to the UV-C light



Clean water is returned to the hot tub

Filtered water enters the CLEARRAY™ system

SELECT™ SERIES





## MORE IS LESS

The Constance and Victoria models were designed and tested by Sundance engineers to reduce energy consumption without sacrificing jet power. The result is high performance spas with:

- The most energy efficient model in their class
- Exceptional durability to stand up to weather and UV exposure
- MicroClean Elite water purification system that is low maintenance, and ensures clean water through superior filtration
- A high-flow circulation pump that filters more water and is optimized to use less energy
- No exposed acrylic on top – new flat deck has the look of fine furniture

- Dusk-activated exterior spa lights add nighttime ambience
- Complete LED lighting package, illuminated air controls and waterfall plus underwater lights
- SMT (Soothing Muscle Therapy) jets in the lounge deliver a strong massage for neglected hamstrings and calves
- Low-profile foot dome lets you comfortably enjoy a foot massage from all seats
- Bearingless, adjustable Fluidix™ jets with patented technology and high durability

It's easy to see the versatility of the sleek silhouette of these spas. It can be the focal point of your backyard or the center of a private retreat in a corner or deck area.



### SELECT VICTORIA™

SEATS	5 ADULTS
DIMENSIONS	7'4" x 7'4" x 36" 224 CM x 224 CM x 91 CM
TOTAL JETS	39



Meets or exceeds the energy efficiency standards as defined by the California Energy Commission.

MODEL	ESTIMATED MONTHLY COST
Victoria	\$9.86



### SELECT CONSTANCE™

SEATS	6 ADULTS
DIMENSIONS	7'4" x 7'4" x 36" 224 CM x 224 CM x 91 CM
TOTAL JETS	38



Meets or exceeds the energy efficiency standards as defined by the California Energy Commission.

MODEL	ESTIMATED MONTHLY COST
Constance	\$9.86

Test based on CEC test protocol for standby power consumption. Results measured in a controlled environment based on mid-2010 energy rates. Local and future energy rates and local conditions will alter these monthly costs of operation.

Spa Temperature 101° F / 38° C  
Kilowatt Rate Per Hour \$0.10



In addition to unprecedented energy efficiency, the Select Series includes:

**Pillows**

Design feels naturally comfortable.

**SunSurround Stereo**

Housed in a protective weatherproof enclosure, holds an iPod® in an integral dock or USB AUX input. Custom JBL® speakers, deliver premium sound.

**Optional VersaStep™**

Make a graceful entry and exit from the spa using the step's handrail. Handy built-in storage for towels, sunscreen, etc. Colors coordinate with spa's cabinetry.

**SunStrong™ Spa Cover**

Optional upgrade cover made of premium outdoor Sunbrella® fabric:

- No fading or cracking.
- Lasts longer.
- Cleans easily.
- Looks more natural than vinyl.
- 3-year warranty.

**RELAX IN COLOR**

Sundance spas are available in a variety of acrylic colors and textures to match your style and environment.

**Cover Selection:**



SUNSTRONG™  
DARK MOCHA




DUETTO

**Cabinet Selection:**




AUTUMN WALNUT




MAHOGANY


**Acrylic Selection:**



CELESTITE



1 PLATINUM



2 OYSTER




3 SAHARA



4 SAND



5 COPPER SAND



6 SEA MIST

Color and cabinet availability varies by model. Please see specifications.

## SELECT SERIES SPECIFICATIONS



VICTORIA™



CONSTANCE™

### SPA

SEATS	5 adults	6 adults
DIMENSIONS	7'4" x 7'4" x 36" (224 cm x 224 cm x 91 cm)	7'4" x 7'4" x 36" (224 cm x 224 cm x 91 cm)
WEIGHT: DRY/FILLED	935 lbs/4,357 lbs (425 kg/1,980 kg)	960 lbs/4,090 lbs (435 kg/1,855 kg)
SPA VOLUME	410 US gal (1,552 liters)	375 US gal (1,420 liters)
JET PUMP1		
NORTH AMERICA (60 Hz)	2 speed, 2.5hp continuous	2 speed, 2.5hp continuous
EXPORT (50 Hz)	2 speed, 2.0hp continuous	2 speed, 2.0hp continuous
JET PUMP2		
NORTH AMERICA (60 Hz)	1 speed, 2.5hp continuous	1 speed, 2.5hp continuous
EXPORT (50 Hz)	1 speed, 2.0hp continuous	1 speed, 2.0hp continuous
WATER DELIVERY	2 TheraMax high-flow pumps & Dymanic Flow Circulation System	2 TheraMax high-flow pumps & Dymanic Flow Circulation System
TOTAL JETS	39	38
FLUIDIX ST JETS	7	7
FLUIDIX REFLEX JETS	9	5
FLUIDIX INTELLI-JETS	4	7
FLUIDIX NEX JETS	4	6
VORTEX JETS	3	1
ACCU-PRESSURE JETS	6	12
SMT MICRO	6	
AIR CONTROLS/MASSAGE SELECTORS	3 controls/1 selector	4 controls/1 selector
LIGHTING	Multicolor SunGlow LED Lighting	Multicolor SunGlow LED Lighting
SLIPSTREAM FILTRATION SYSTEM	MicroClean Elite, Bromine Feeder	MicroClean Elite, Bromine Feeder
WATER PURIFICATION SYSTEM	CLEARRAY™	CLEARRAY™
HEADRESTS	3	4
WATERFALL	1	1
STEREO	Optional SunSurround™ Stereo System	Optional SunSurround™ Stereo System
SHELL COLORS	1-7	1-7
SUNSTRONG™ CABINERY	Mahogany, Autumn Walnut	Mahogany, Autumn Walnut

Shell Colors:  
 1—Celestite  
 2—Platinum  
 3—Oyster  
 4—Sahara  
 5—Sand  
 6—Copper Sand  
 7—Sea Mist

1 Brake horsepower (bhp) is a maximum value measured by the motor manufacturer with no pump installed.  
 Dimensions, weights and capacities are approximate. Specifications are subject to change without notice.

# 880 SERIES







880 SERIES EXPECT NOTHING LESS THAN EVERYTHING

The 880 Series spas by Sundance are the ones that come to mind when planning a dream backyard. Stylish, technologically advanced, and feature-rich, each of the 880 Series spas takes the concept of “having it all” to a new level. Notable standouts in the Series: patented Fluidix™ jets and jet varieties to deliver a professional-caliber hydromassage for every body type. The Accu-Ssage therapy seat, with up to 14 Fluidix jets, eases tension while side-by-side seating encourages intimate conversations. Waterfalls rise above a seat where you can relax as water cascades over your back and shoulders. Options like the SunSurround™ stereo are great for parties. From the mighty Aspen™ to the fully loaded Marin™, each of the 880 Series spas is uniquely equipped to deliver the healthy benefits of hydrotherapy in an entertaining package. Take a look, one of them is sure to fit your dreamscape.

STANDARD FEATURES

- CLEARARRAY™ Water Purification System
- MicroClean™ Water Purification System
- MicroClean Ultra™ Filter
- Dynamic Flow™ Circulation Pump
- Slipstream™ Floating Skimmer
- TheraMax™ High-flow Jet Pump(s)
- Backlit AquaTerrace™ Waterfall
- Multicolor SunGlow™ LED Lighting
- SilentAir™ Injection System
- SunScents™ Aromatherapy Delivery
- Stainless Steel Jet Trim
- i-Touch™ Controls
- ComforTone™ Pillow Headrests
- SunStrong™ Cabinetry
- Rigid Bond™ Shell Construction
- Full-foam Insulation
- Titanium Coil Heater w/5-year Unconditional Warranty
- Quick Release Access Door (except Aspen & Maxxus)
- Locking Spa Cover
- Synthetic Base & Moisture Barrier
- Lighted Stainless Steel Grab Rail (except Marin & Capri)
- Quick Drain™
- Stainless Steel Jet Trim
- Status Indicator Light

SEAT VARIETIES

- Accu-Ssage™ Therapy Seat
- Intelli-Jet™ Therapy Seat
- Full-body Lounge
- Adirondack Lounge
- Contoured Bench Seat
- Cool-down Seat
- Pivot Seat
- Side-by-side Seats

JET SELECTION

- Pulsator™ Jets
- ProTouch II™ Jets
- Fluidix Reflex™ Jets
- Fluidix ST™ Jets
- Fluidix Intelli-Jets™
- Fluidix Nex™ Jets
- Vortex™ Jets
- Whirlpool Jets
- Focus-Relief™ Jets
- Air Injector Jets
- Accu-Pressure™ Jets

OPTIONS/ADD-ONS

- SunSurround™ Stereo System\* including:
    - iPod® Dock/AM-FM Radio
    - Auxiliary MP3 Jack
    - Stereo Remote
    - Six Topside JBL® Micro-speakers
    - Sub-woofer
  - EcoWrap™
  - SunStrong™ Cover
  - SunPurity™ Mineral Spa Purifier\*\*
- See a complete selection of accessories including steps, cover lifters, bars, and gazebos at [sundancespas.com](http://sundancespas.com) or ask your dealer for a brochure.*

\* Not available on Capri.  
 \*\* Not available in all countries (see your dealer)

880 SERIES YOU DESERVE THIS





The precedent-setting Maxxus and the all new Aspen live up to their reputation as the most luxurious portable hot tubs in the world. The best of everything is here: a full-body lounge complete with wrist jets, a foot dome with eight massaging jets, and patented Fluidix jets for the neck. At night, the SunGlow LED lighting system illuminates this gracefully styled, spacious spa.

Sundance extends your indoor living space outdoors with spas that are as inviting as the living room couch, but much more entertaining. In addition to the obvious creature comforts, your Sundance 880 Series spa includes the industry's most advanced water filtration system. The MicroClean Ultra filtration is complimented by the new CLEARRAY™ Water Purification System, making water care a breeze, even reducing the amount of sanitizing chemicals necessary.



### 880 MAXXUS™

SEATS	6 ADULTS
DIMENSIONS	7'6" x 9'2" x 41.5" 229 cm x 280cm x 106cm
TOTAL JETS	65



	Meets or exceeds the energy efficiency standards as defined by the California Energy Commission.	
	ESTIMATED MONTHLY COST	ESTIMATED MONTHLY OPERATING COST WITH ECOWRAP™
MODEL		
Maxxus	\$23.26	\$14.89



### NEW 880 ASPEN™

SEATS	7-8 ADULTS
DIMENSIONS	7'6" x 9'2" x 41.5" 229 cm x 280 cm x 106 cm
TOTAL JETS	66



	Meets or exceeds the energy efficiency standards as defined by the California Energy Commission.	
	ESTIMATED MONTHLY COST	ESTIMATED MONTHLY OPERATING COST WITH ECOWRAP™
MODEL		
Aspen	\$TBD	\$TBD

Test based on CEC test protocol for standby power consumption. Results measured in a controlled environment based on mid-2010 energy rates. Local and future energy rates and local conditions will alter these monthly costs of operation.

Spa Temperature 101° F / 38° C  
Kilowatt Rate Per Hour \$0.10

880 SERIES DROP IN ANYTIME





Sundance gives you plenty of reasons to entertain at home. The award-winning Optima™ and Cameo™ models beautify your backyard, with the AquaTerrace™ waterfall and SunGlow™ LED lighting that cycles through a color palette. But the true beauty is inside these spas. Silent Air injector jets create tiny bubbles of aromatherapy when you add SunScents fragrance beads. The Optima features a reflexology foot dome. And the Cameo is a showcase model, with the most popular seats and a deep footwell – easy to see why it's twice been named a Consumers Digest Best Buy.



### 880 OPTIMA™

SEATS 6-7 ADULTS  
 DIMENSIONS 7'5" x 7'5" x 37.5"  
 226 cm x 226 cm x 96cm

TOTAL JETS 47



ENERGY EFFICIENCY		
Meets or exceeds the energy efficiency standards as defined by the California Energy Commission.		
MODEL	ESTIMATED MONTHLY COST	ESTIMATED MONTHLY OPERATING COST WITH ECOWRAP™
Optima	\$20.02	\$12.54



### 880 CAMEO™

SEATS 5-6 ADULTS  
 DIMENSIONS 7'5" x 7'5" x 37.5"  
 226 cm x 226 cm x 96cm

TOTAL JETS 54



ENERGY EFFICIENCY		
Meets or exceeds the energy efficiency standards as defined by the California Energy Commission.		
MODEL	ESTIMATED MONTHLY COST	ESTIMATED MONTHLY OPERATING COST WITH ECOWRAP™
Cameo	\$18.14	\$15.32

Test based on CEC test protocol for standby power consumption. Results measured in a controlled environment based on mid-2010 energy rates. Local and future energy rates and local conditions will alter these monthly costs of operation.

Spa Temperature 101° F / 38° C  
 Kilowatt Rate Per Hour \$0.10

880 SERIES MELT AWAY STRESS





Sit beside a waterfall as you warm your toes with a vigorous massage – it’s nice to come home to a Majesta™ or an Altamar™ spa. Feel free to invite friends to join you, too. Both of these spas seat five or six adults, and they offer more seating options than most other similarly sized hot tubs. The Altamar features the popular lounge seat with wrist and calf jets, and both spas come with the Accu-Ssage therapy seat. The innovative Majesta model is equipped with high/low impact Fluidix ST jets, plus the elevated cool-down seat. It’s a very cool way to relax.



### 880 MAJESTA™

SEATS	5-6 ADULTS
DIMENSIONS	6'9" x 7'2" x 37.5" 206 cm x 219cm x 96cm
TOTAL JETS	31



Meets or exceeds the energy efficiency standards as defined by the California Energy Commission.		
MODEL	ESTIMATED MONTHLY COST	ESTIMATED MONTHLY OPERATING COST WITH ECOWRAP™
Majesta	\$16.34	\$12.38



### 880 ALTAMAR™

SEATS	5-6 ADULTS
DIMENSIONS	6'9" x 7'2" x 37.5" 206 cm x 219cm x 96cm
TOTAL JETS	41



Meets or exceeds the energy efficiency standards as defined by the California Energy Commission.		
MODEL	ESTIMATED MONTHLY COST	ESTIMATED MONTHLY OPERATING COST WITH ECOWRAP™
Altamar	\$18.22	\$11.74

Test based on CEC test protocol for standby power consumption. Results measured in a controlled environment based on mid-2010 energy rates. Local and future energy rates and local conditions will alter these monthly costs of operation.

Spa Temperature 101° F / 38° C  
Kilowatt Rate Per Hour \$0.10

880 SERIES TAKE YOUR TIME







You've heard it before – how important it is to carve out space and time for yourselves. An 880 Series hot tub gives you the luxury of a private retreat, perfect for enjoying warm moments. Sit side-by-side in the Marin™, play your favorite music from the optional SunSound™ stereo and enjoy the cascading, softly lit splash of the AquaTerrace™ waterfall. You can also sit together in the Capri™ model, lean on comfortable armrests, and indulge in a tension-relieving wrist massage from the Pulsator jets. Add SunScents Aromatherapy to personalize your experience even more. Your 880 Series hot tub makes it easy to be spontaneous, too. With CLEARRAY™ the water stays cleaner longer, so you spend less time on spa maintenance, and more time together.



### 880 MARIN™

SEATS	4-5 ADULTS
DIMENSIONS	6'3" x 7'7" x 33" 191 cm x 231 cm x 84 cm
TOTAL JETS	33



	Meets or exceeds the energy efficiency standards as defined by the California Energy Commission.	
MODEL	ESTIMATED MONTHLY COST	ESTIMATED MONTHLY OPERATING COST WITH ECOWRAP™
Marin	\$16.06	\$11.16



### 880 CAPRI™

SEATS	2-3 ADULTS
DIMENSIONS	5'9" x 6'10" x 30.5" 176cm x 209cm x 78cm
TOTAL JETS	28



	Meets or exceeds the energy efficiency standards as defined by the California Energy Commission.	
MODEL	ESTIMATED MONTHLY COST	ESTIMATED MONTHLY OPERATING COST WITH ECOWRAP™
Capri	\$14.47	\$10.66

Test based on CEC test protocol for standby power consumption. Results measured in a controlled environment based on mid-2010 energy rates. Local and future energy rates and local conditions will alter these monthly costs of operation.

Spa Temperature 101° F / 38° C  
Kilowatt Rate Per Hour \$0.10



## COLORFUL CHOICES

Sundance gives you a wide selection of acrylic colors and textures, as well as cabinetry options. Each spa shell is vacuum-molded of high-quality, long-lasting acrylic in interesting textures. SunStrong™ cabinetry is available in a choice of colors, with covers to match, and its durable, UV-resistant material is virtually maintenance-free. Sundance also manufactures acrylic in-ground spas. For help with choosing the perfect spa features, or for more information, please contact your Sundance dealer, or visit us on the web at [www.sundancespas.com](http://www.sundancespas.com).

### COLORS THAT COMPLEMENT YOUR BACKYARD BEST



COASTAL



DUETTO




DUETTO



COASTAL



COASTAL




AUTUMN WALNUT



MAHOGANY



TERRASTONE\*




CELESTITE

1



PLATINUM

2



OYSTER

3



SAHARA

4




SAND

5



COPPER SAND

6



SEA MIST

7

Color and cabinet availability varies by model. Please see specifications.

\*Terrastone available on Optima and Cameo models only.

## 880 SERIES SPECIFICATIONS



MAXXUS™



ASPEN™

### SPA

SEATS	6 adults	6 adults
DIMENSIONS	7'6" x 9'2" x 41.5" (229 cm x 280 cm x 106 cm)	7'6" x 9'2" x 41.5" (229 cm x 280 cm x 106 cm)
WEIGHT: DRY/FILLED	1117 lbs/6,708 lbs (507 kg/3,043 kg)	1240 lbs/7,040 lbs (563 kg/3,194 kg)
SPA VOLUME	670 US gal (2,536 liters)	695 US gal (2,631 liters)
JET PUMPS		
NORTH AMERICA (60 Hz)	3 TheraMax™ 2.5 hp (5.1 bhp <sup>1</sup> )	3 TheraMax™ 2.5 hp (5.1 bhp <sup>1</sup> )
EXPORT (50 Hz)	3 TheraMax™ 2.0 hp (2.6 bhp <sup>1</sup> )	3 TheraMax™ 2.0 hp (2.6 bhp <sup>1</sup> )
TOTAL JETS	65	66
FLUIDIX™ ST JETS	12	12
ACCU-PRESSURE™ JETS	14	18
PULSATOR™ JETS	6	4
FLUIDIX INTELLI-JETS™	2	6
VORTEX™ JETS	7	2
FLUIDIX NEX™ JETS	8	8
FLUIDIX REFLEX™ JETS	6	14
WHIRLPOOL JETS	2	2
PRO-TOUCH II™ JETS		
FOCUS-RELIEF™ JETS	8	
AROMATHERAPY DELIVERY/ AIR BLOWER	6 Air Injector Jets with quiet, 1.5 hp air pump	14 Air Injector Jets with quiet, 1.5 hp air pump
AIR CONTROLS/ MASSAGE SELECTORS	8 controls/ 2 selectors	8 controls/ 2 selectors
WATER PURIFICATION SYSTEM	CLEARRAY™	CLEARRAY™
MICROCLEAN™ WATER PURIFICATION SYSTEM		
20" SLIPSTREAM™ FLOATING SKIMMER	Standard	Standard
MICROCLEAN ULTRA™ FILTER	Standard	Standard
DYNAMIC FLOW™ CIRCULATION PUMP	Standard	Standard
LIGHTING	Multicolor SunGlow LED Lighting, 2 in spa and 1 in each waterfall	Multicolor SunGlow LED Lighting, 2 in spa and 1 in each waterfall
STAINLESS STEEL JET TRIM	Standard	Standard
HEADRESTS	4 ComforTone 2-part/2-tone gray	4 ComforTone 2-part/2-tone gray
ELECTRICAL REQUIREMENTS		
NORTH AMERICA (60 Hz)	240 VAC @ 50A or 60A	240 VAC @ 50A or 60A
EXPORT (50 Hz)	230 VAC @ 40A, 50A or 60A	230 VAC @ 40A, 50A or 60A
TITANIUM COIL HEATER	5.5 kW <sup>2</sup>	5.5 kW <sup>2</sup>
AQUATERRACE™ WATER FEATURE	2	2
STEREO	Optional SunSurround™ Stereo System	Optional SunSurround™ Stereo System
SHELL COLORS	1, 2, 4, 6	1, 2, 4, 6
SUNSTRONG™ CABINETRY	Coastal, Mahogany, Autumn Walnut	Coastal, Mahogany, Autumn Walnut
IN-GROUND MODEL <sup>4</sup>	Not available	Not available



OPTIMA™



CAMEO™



MAJESTA™

**SPA**

SEATS	6-7 adults	5-6 adults	5-6 adults
DIMENSIONS	7'5" x 7'5" x 37.5" (226 cm x 226 cm x 96 cm)	7'5" x 7'5" x 37.5" (226 cm x 226 cm x 96 cm)	6'9" x 7'2" x 37.5" (206 cm x 219 cm x 96 cm)
WEIGHT: DRY/FILLED	855 lbs/5,361 lbs (388 kg/2,433 kg)	861 lbs/4,691 lbs (391 kg/2,129 kg)	826 lbs/4,331 lbs (375 kg/1,965 kg)
SPA VOLUME	540 US gal (2,044 liters)	459 US gal (1,738 liters)	420 US gal (1,590 liters)
JET PUMPS			
NORTH AMERICA (60 Hz)	2 TheraMax™ 2.5 hp (5.1 bhp <sup>1</sup> )	2 TheraMax™ 2.5 hp (5.1 bhp <sup>1</sup> )	2 TheraMax™ 2.5 hp (5.1 bhp <sup>1</sup> )
EXPORT (50 Hz)	2 TheraMax™ 2.0 hp (2.6 bhp <sup>1</sup> )	2 TheraMax™ 2.0 hp (2.6 bhp <sup>1</sup> )	2 TheraMax™ 2.0 hp (2.6 bhp <sup>1</sup> )
TOTAL JETS	47	54	31
FLUIDIX™ ST JETS	16	12	12
ACCU-PRESSURE™ JETS	12	6	2
PULSATOR™ JETS	2	4	0
FLUIDIX INTELLI-JETS™	5	2	6
VORTEX™ JETS	7	6	3
FLUIDIX NEX™ JETS	4	6	6
FLUIDIX REFLEX™ JETS		6	
WHIRLPOOL JETS	1	4	2
PRO-TOUCH II™ JETS			
FOCUS-RELIEF™ JETS		8	
AROMATHERAPY DELIVERY/ AIR BLOWER	14 Air Injector Jets with quiet, 1.5 hp air pump	6 Air Injector Jets with quiet, 1.5 hp air pump	14 Air Injector Jets with quiet, 1.5 hp air pump
AIR CONTROLS/ MASSAGE SELECTORS	5 controls/ 2 selectors	5 controls/ 2 selectors	5 controls/ 1 selectors
WATER PURIFICATION SYSTEM	CLEARRAY™	CLEARRAY™	CLEARRAY™
MICROCLEAN™ WATER PURIFICATION SYSTEM			
20" SLIPSTREAM™ FLOATING SKIMMER	Standard	Standard	Standard
MICROCLEAN ULTRA™ FILTER	Standard	Standard	Standard
DYNAMIC FLOW™ CIRCULATION PUMP	Standard	Standard	Standard
LIGHTING	Multicolor SunGlow LED Lighting, 1 in spa and 1 in each waterfall	Multicolor SunGlow LED Lighting, 1 in spa and 1 in each waterfall	Multicolor SunGlow LED Lighting, 1 in spa and 1 in each waterfall
STAINLESS STEEL JET TRIM	Standard	Standard	Standard
HEADRESTS	4 ComforTone 2-part/2-tone gray	3 ComforTone 2-part/2-tone gray	3 ComforTone 2-part/2-tone gray
ELECTRICAL REQUIREMENTS			
NORTH AMERICA (60 Hz)	240 VAC @ 40A, 50A or 60A	240 VAC @ 40A, 50A or 60A	240 VAC @ 40A, 50A or 60A
EXPORT (50 Hz)	230 VAC @ 20A, 30A or 40A	230 VAC @ 20A, 30A or 40A	230 VAC @ 20A, 30A or 40A
TITANIUM COIL HEATER	5.5 kW <sup>2</sup>	5.5 kW <sup>2</sup>	5.5 kW <sup>2</sup>
AQUATERRACE™ WATER FEATURE	1	1	1
STEREO	Optional SunSurround™ Stereo System	Optional SunSurround™ Stereo System	Optional SunSurround™ Stereo System
SHELL COLORS	1-7	1-7	1-7
SUNSTRONG™ CABINETRY	Coastal, Mahogany, TerraStone <sup>3</sup> , Autumn Walnut	Coastal, Mahogany, TerraStone <sup>3</sup> , Autumn Walnut	Coastal, Mahogany, Autumn Walnut
IN-GROUND MODEL <sup>4</sup>	Available	Available	Not available



ALTAMAR™



MARIN™



CAPRI™

5-6 adults	4-5 adults	2-3 adults
6'9" x 7'2" x 37.5" (206 cm x 219 cm x 96 cm)	6'3" x 7'7" x 33" (191 cm x 231 cm x 84 cm)	5'9" x 6'10" x 30.5" (176 cm x 209 cm x 78 cm)
821 lbs/4,618 lbs (373 kg/2,095 kg)	815 lbs/4,178 lbs (370 kg/1,895 kg)	670 lbs/3,215 lbs (304 kg/1,459 kg)
455 US gal (1,722 liters)	403 US gal (1,526 liters)	305 US gal (1,155 liters)
2 TheraMax™ 2.5 hp (5.1 bhp <sup>1</sup> )	2 TheraMax™ 2.5 hp (5.1 bhp <sup>1</sup> )	1 TheraMax™ 2.5 hp (5.1 bhp <sup>1</sup> )
2 TheraMax™ 2.0 hp (2.6 bhp <sup>1</sup> )	2 TheraMax™ 2.0 hp (2.6 bhp <sup>1</sup> )	1 TheraMax™ 2.0 hp (2.6 bhp <sup>1</sup> )
41	33	28
12	10	10
	2	
2	2	2
6	7	3
2	2	1
4	2	2
6	6	6
3		
6	2	4
8 Air Injector Jets with quiet, 1.5 hp air pump	8 Air Injector Jets with quiet, 1.5 hp air pump	8 Air Injector Jets with quiet, 1.5 hp air pump
5 controls/ 1 selectors	4 controls/ 1 selectors	3 controls/ 1 selectors
CLEARRAY™	CLEARRAY™	CLEARRAY™
Standard	Standard	Standard
Standard	Standard	Standard
Standard	Standard	Standard
Multicolor SunGlow LED Lighting, 1 in spa and 1 in each waterfall	Multicolor SunGlow LED Lighting, 1 in spa and 1 in each waterfall	Multicolor SunGlow LED Lighting, 1 in spa and 1 in each waterfall
Standard	Standard	Standard
3 ComforTone 2-part/2-tone gray	4 ComforTone 2-part/2-tone gray	3 ComforTone 2-part/2-tone gray
240 VAC @ 40A, 50A or 60A	240 VAC @ 40A, 50A or 60A	240 VAC @ 40A, or 50A
230 VAC @ 20A, 30A or 40A	230 VAC @ 20A, 30A or 40A	230 VAC @ 20A, 30A or 40A
5.5 kW <sup>2</sup>	5.5 kW <sup>2</sup>	5.5 kW <sup>2</sup>
1	1	1 with 1 AquaTerrace Control Panel
Optional SunSurround™ Stereo System	Optional SunSurround™ Stereo System	
1-7	1-7	1-7
Coastal, Mahogany, Autumn Walnut	Coastal, Mahogany, Autumn Walnut	Coastal, Mahogany, Autumn Walnut
Not available	Available	Not available

Shell Colors:  
 1–Celestite  
 2–Platinum  
 3–Oyster  
 4–Sahara  
 5–Sand  
 6–Copper Sand  
 7–Sea Mist

1 Brake horsepower (bhp) is a maximum value measured by the motor manufacturer with no pump installed.  
 2 2.7 kW on 50 Hz export spas.  
 3 TerraStone and Contemporary Skirt options available on Optima and Cameo models only. Not available in all countries.  
 4 Features and specifications for in-ground models may vary from models shown.

Dimensions, weights and capacities are approximate. Specifications are subject to change without notice.

# 780 SERIES





780 SERIES SAY YES TO IT ALL

The 780 Series spas by Sundance, contemporary in design and function, are built in the best Sundance tradition. Ideal for relaxing, reconnecting, or recovering from stress and strain, a 780 Series spa also enhances your backyard with the sight and sound of water and light. The AquaSheer LED-lighted waterfall, with crystal-clear water flowing over a curved edge, evokes a brook in springtime, or a Japanese garden.

STANDARD FEATURES

- CLEARRAY™ Water Purification System
- MicroClean™ Water Purification System
- MicroClean™ Filter
- 24-hour Circulation Pump
- Slipstream™ Floating Skimmer
- TheraFlo™ Jet Pump(s)
- Backlit AquaSheer™ Waterfall
- Multicolor SunRay™ LED Lighting
- i-Touch™ Controls
- Pillow Headrests
- SunStrong™ Cabinetry
- Rigid Bond™ Shell Construction
- Full-foam Insulation
- Locking Spa Cover
- Synthetic Base & Moisture Barrier

SEAT VARIETIES

- Accu-Ssage™ Therapy Seat
- Full-body Lounge
- Adirondack Lounge
- Contoured Bench Seat
- Cool-down Seat
- Side-by-side Seats

JET SELECTION

- Accu-Pressure™ Jets
- SMT™ Micro Adjustable Jets
- SMT Fluidix™ Jets
- SMT Mini Jets
- SMT Jets
- SMT Turbo Jets

OPTIONS/ADD-ONS

- SunSurround™ Stereo System\* including:
    - iPod® Dock/AM-FM Radio
    - Auxiliary MP3 Jack
    - Stereo Remote
    - Four Topside Micro-speakers
    - Sub-woofer
  - Stainless Steel Jet Trim
  - SunPurity™ Mineral Spa Purifier\*\*
- See a complete selection of accessories including steps, cover lifters, bars, and gazebos at [sundancespas.com](http://sundancespas.com) or ask your dealer for a brochure.*

\* Not available on Camden or Dover  
 \*\* Not available in all countries (see your dealer)

780 SERIES WELCOME RELAXATION







Whether you live on a windswept shore or a sunny suburban street, a 780 Series spa seems right at home. Take the versatile Hamilton™ – big enough to welcome family and friends, it's also ideal for a solo hydrotherapy session. The therapy lounge and the Accu-Ssage™ therapy seat each provide a deeply relaxing massage, while side-by-side seating lets the two of you enjoy soothing neck massages delivered by SMT™ Micro Adjustable jets.



### 780 HAMILTON™

SEATS	5-6 ADULTS
DIMENSIONS	7'4" x 7'4" x 36" 224 cm x 224 cm x 92cm
TOTAL JETS	40



Meets or exceeds the energy efficiency standards as defined by the California Energy Commission.

MODEL	ESTIMATED MONTHLY COST	ESTIMATED MONTHLY OPERATING COST WITH ECOWRAP™
Hamilton	\$16.92	\$11.88

Test based on CEC test protocol for standby power consumption. Results measured in a controlled environment based on mid-2010 energy rates. Local and future energy rates and local conditions will alter these monthly costs of operation.

Spa Temperature 101° F / 38° C  
Kilowatt Rate Per Hour \$0.10



Optional speakers on the 780 series are positioned behind each pillow allowing optimal sound to increase your listening pleasure. This state of the art system is unmatched in durability allowing the music to play no matter what the weather conditions.

780 SERIES RELAX, BREATHE, REPEAT





Feelings of contentment, leisurely conversations, and playful moments happen more often when a Sundance spa is part of your life. Imagine carefree times in a Chelsea™ or Certa™ model. These spas are generously sized and feature the best of the 780 Series: Accu-Ssage™ therapy seats with patented jets for a wide variety of massage types, and the SunSurround stereo option.



### 780 CHELSEE™

SEATS 6-7 ADULTS  
 DIMENSIONS 7'4" x 7'4" x 36"  
 224 cm x 224 cm x 92cm  
 TOTAL JETS 36



	Meets or exceeds the energy efficiency standards as defined by the California Energy Commission.	
MODEL	ESTIMATED MONTHLY COST	ESTIMATED MONTHLY OPERATING COST WITH ECOWRAP™
Chelsea	\$14.33	\$11.94



### 780 CERTA™

SEATS 5-6 ADULTS  
 DIMENSIONS 6'9" x 7'2" x 37.5"  
 206 cm x 219cm x 95 cm  
 TOTAL JETS 35



	Meets or exceeds the energy efficiency standards as defined by the California Energy Commission.	
MODEL	ESTIMATED MONTHLY COST	ESTIMATED MONTHLY OPERATING COST WITH ECOWRAP™
Certa	\$13.46	\$10.80

Test based on CEC test protocol for standby power consumption. Results measured in a controlled environment based on mid-2010 energy rates. Local and future energy rates and local conditions will alter these monthly costs of operation.

Spa Temperature 101° F / 38° C  
 Kilowatt Rate Per Hour \$0.10

780 SERIES TOSS THE TO-DO LIST





Daily hydrotherapy sessions can make you feel more balanced. Even if you have a compact patio or deck area, you can get all the feel-good benefits of a Sundance® in the Camden™ and Dover™ models. The Dover features side-by-side seating, plus a half lounge that's ideal for a solo hydrotherapy session.



### 780 CAMDEN™

**SEATS** 4 ADULTS  
**DIMENSIONS** 6'4" x 6'11" x 34"  
 193cm x 211cm x 87cm  
**TOTAL JETS** 24



Meets or exceeds the energy efficiency standards as defined by the California Energy Commission.		
MODEL	ESTIMATED MONTHLY COST	ESTIMATED MONTHLY OPERATING COST WITH ECOWRAP™
Camden	\$12.24	\$8.71



### 780 DOVER™

**SEATS** 2-3 ADULTS  
**DIMENSIONS** 5'9" x 6'10" x 30.5"  
 176 cm x 209 cm x 78 cm  
**TOTAL JETS** 22



Meets or exceeds the energy efficiency standards as defined by the California Energy Commission.		
MODEL	ESTIMATED MONTHLY COST	ESTIMATED MONTHLY OPERATING COST WITH ECOWRAP™
Dover	\$11.81	\$9.00

Test based on CEC test protocol for standby power consumption. Results measured in a controlled environment based on mid-2010 energy rates. Local and future energy rates and local conditions will alter these monthly costs of operation.

Spa Temperature 101° F / 38° C  
 Kilowatt Rate Per Hour \$0.10





## COLORFUL CHOICES

Sundance® gives you a wide selection of acrylic colors and textures, as well as cabinetry options. Each spa shell is vacuum-molded of high-quality, long-lasting acrylic in interesting textures. SunStrong cabinetry is available in a choice of colors, with covers to match, and its durable, UV-resistant material is virtually maintenance-free. Sundance also manufactures acrylic in-ground spas. For help with choosing the perfect spa features, or for more information, please contact your Sundance dealer, or visit us on the web at [www.sundancespas.com](http://www.sundancespas.com).



COASTAL



DUETTO



DUETTO




COASTAL



AUTUMN WALNUT



MAHOGANY



CELESTITE 1



PLATINUM 2



OYSTER 3




SAHARA 4



SAND 5



COPPER SAND 6



SEA MIST 7

Color and cabinet availability varies by model. Please see specifications.



**HAMILTON™**



**CHELSEE™**



**CERTA™**

SPA	HAMILTON™	CHELSEE™	CERTA™
SEATS	5-6 adults	6-7 adults	5-6 adults
DIMENSIONS	7'4" x 7'4" x 36" (224 cm x 224 cm x 92 cm)	7'4" x 7'4" x 36" (224 cm x 224 cm x 92 cm)	6'9" x 7'2" x 37.5" (206 cm x 219 cm x 95 cm)
WEIGHT: DRY/FILLED	805 lbs/4,279 lbs (365 kg/1,941 kg)	805 lbs/4,711 lbs (365 kg/2,137 kg)	780 lbs/4,477 lbs (354 kg/2,031 kg)
SPA VOLUME	415 US gal (1,571 liters)	468 US gal (1,753 liters)	443 US gal (1,658 liters)
JET PUMPS			
NORTH AMERICA (60 Hz)	2 TheraFlo™ 2.5 hp (1 @ 4.5 bhp <sup>1</sup> , 1 @ 4.8 bhp <sup>1</sup> )	2 TheraFlo™ 2.5 hp (1 @ 4.5 bhp <sup>1</sup> , 1 @ 4.8 bhp <sup>1</sup> )	2 TheraFlo™ 2.5 hp (4.5 bhp <sup>1</sup> ) 1.5 hp (2.5 bhp <sup>1</sup> )
EXPORT (50 Hz)	2 TheraFlo™ 2.0 hp (1 @ 3.0 bhp <sup>1</sup> , 1 @ 2.6 bhp <sup>1</sup> )	2 TheraFlo™ 2.0 hp (1 @ 3.0 bhp <sup>1</sup> , 1 @ 2.6 bhp <sup>1</sup> )	2 TheraFlo™ 2.0 hp (1 @ 3.0 bhp <sup>1</sup> , 1 @ 2.6 bhp <sup>1</sup> )
TOTAL JETS	40	36	35
ACCU-PRESSURE JETS	9	9	9
SMT™ MICRO ADJUSTABLE JETS	12	8	8
SMT FLUIDIX JETS	8	2	8
SMT MINI JETS		4	
SMT JETS	11	12	10
SMT TURBO JETS		1	
AIR CONTROLS/ MASSAGE SELECTORS	3 controls/ 1 selectors	4 controls/ 1 selectors	4 controls/ 1 selectors
WATER PURIFICATION SYSTEM	CLEARARRAY™	CLEARARRAY™	CLEARARRAY™
20" SLIPSTREAM™ FLOATING SKIMMER	Standard	Standard	Standard
TWO-STAGE MICROCLEAN FILTER	Standard	Standard	Standard
24-HOUR CIRCULATION PUMP	Standard	Standard	Standard
LIGHTING	Multicolor SunRay LED Lighting	Multicolor SunRay LED Lighting	Multicolor SunRay LED Lighting
STAINLESS STEEL JET TRIM	Optional	Optional	Optional
HEADRESTS	4	4	3
ELECTRICAL REQUIREMENTS			
NORTH AMERICA (60 Hz)	240 VAC @ 40A, 50A or 60A	240 VAC @ 40A, 50A or 60A	240 VAC @ 40A, 50A or 60A
EXPORT (50 Hz)	230 VAC @ 20A, 30A or 40A	230 VAC @ 20A, 30A or 40A	230 VAC @ 20A, 30A or 40A
STAINLESS STEEL HEATER	5.5 kW <sup>3</sup>	5.5 kW <sup>3</sup>	5.5 kW <sup>3</sup>
AQUASHEER™ WATER FEATURE	1	1	1
STEREO WITH IN-SPA REMOTE, AND MP3 JACK	Optional SunSurround™ Stereo System	Optional SunSurround™ Stereo System	Optional SunSurround™ Stereo System
SHELL COLORS	1-7	1-7	1-7
SUNSTRONG™ CABINETRY	Coastal, Mahogany, Autumn Walnut	Coastal, Mahogany, Autumn Walnut	Coastal, Mahogany, Autumn Walnut





CAMDEN™



DOVER™

4 adults	2-3 adults
6'4" x 6'11" x 34" (193 cm x 211 cm x 87 cm)	5'9" x 6'10" x 30.5" (176 cm x 209 cm x 78 cm)
622 lbs/3,476 lbs (282 kg/1,577 kg)	620 lbs/3,124 lbs (281 kg/1,417 kg)
342 US gal (1,295 liters)	300 US gal (1,136 liters)
1 TheraFlo™ 2.5 hp (4.5 bhp <sup>1</sup> )	1 TheraFlo™ 1.5 hp (2.5 bhp <sup>1</sup> )
1 TheraFlo™ 2.0 hp (3.0 bhp <sup>1</sup> )	1 TheraFlo™ 2.0 hp (3.0 bhp <sup>1</sup> )
24	22
9	9
4	2
2	6
6	0
3	5
4 controls/ 1 selectors	3 controls/ 1 selectors
CLEARRAY™	CLEARRAY™
Standard	Standard
Standard	Standard
Standard	Standard
Multicolor SunRay LED Lighting	Multicolor SunRay LED Lighting
Optional	Optional
4	3
240 VAC @ 40A, or 50A	120 VAC @ 15A or 240VAC @ 30A, or 40A
230 VAC @ 20A, or 30A	230 VAC @ 20A, or 30A
5.5 kW <sup>3</sup>	1.0 kW <sup>3</sup> (120V) or 4.0kW (240V)
1	1
Not available	Not available
1-7	1-7
Coastal, Mahogany, Autumn Walnut	Coastal, Mahogany, Autumn Walnut

Shell Colors:  
 1–Celestite  
 2–Platinum  
 3–Oyster  
 4–Sahara  
 5–Sand  
 6–Copper Sand  
 7–Sea Mist

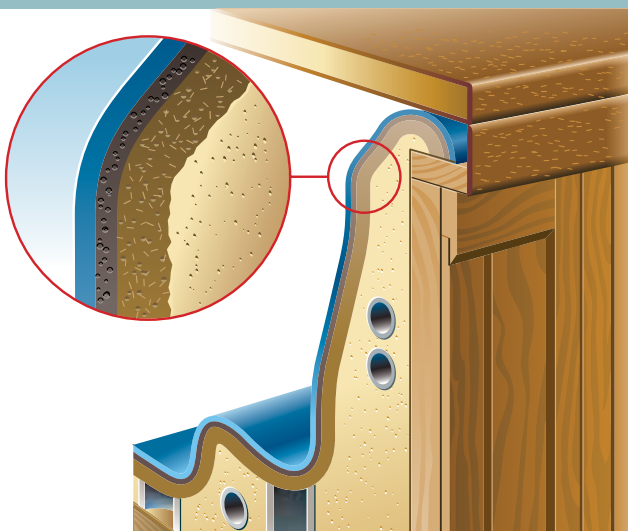
<sup>1</sup> Brake horsepower (bhp) is a maximum value measured by the motor manufacturer with no pump installed.

Dimensions, weights and capacities are approximate. Specifications are subject to change without notice.



## INSPIRED ENGINEERING

Sundance® spas are engineered to run flawlessly, with proven reliability backed by a comprehensive warranty program. Our commitment to excellence starts with our design and manufacturing teams, who are among the most experienced and creative professionals in the industry. They are responsible for introducing a number of industry innovations, from the first electronic spa control system (1984) to the revolutionary Fluidix™ bearingless jet design technology.



Our exclusive Rigid Bond shell lamination process layers the acrylic surface material with vinyl ester resin for superior adhesion. A proprietary blend of polyester resins makes our spa shells eight times stronger than ordinary fiberglass-laminated shells.

- 1 **I-TOUCH CONTROL PANEL**  
Backlit digital display and touchpad control functions.
- 2 **INNOVATIVE THERAPY SEAT**  
Jets target up to 14 acupressure points.
- 3 **VERSATILE JETS**  
Jets combine for specific massage types, from bold to gentle.
- 4 **AQUATERRACE WATER FEATURE**  
Fully adjustable streaming water and colored lighting operates with or without jets on.
- 5 **PURE AROMATHERAPY**  
SunScents™ (available from your local dealer) infuse the water with air-driven fragrance.
- 6 **FULL-FOAM INSULATION**  
Conserves heat and supports spa plumbing.
- 7 **MICROCLEAN ULTRA FILTRATION**  
The MicroClean Plus filter on 880 Series spas uses a triple-layer pleated material that filters 99% of all particles and removes oils and lotions from the water.
- 8 **SYNTHETIC BASE & MOISTURE BARRIER**  
Provides a solid foundation impervious to moisture and insects.
- 9 **SECURE HARNESS PLUMBING**  
Allows precise clustering of jets, equalizes water pressure to each jet, enhances pumping efficiency and enables more secure fittings.
- 10 **POWERFUL JET PUMPS**  
Single, dual or triple pumps provide a generous amount of massage power.
- 11 **RIGID BOND SHELL CONSTRUCTION**  
Proprietary lamination process produces the industry's most reliable spa shell.
- 12 **EFFICIENT HEATER**  
Heating element directly heats the water, increasing thermal efficiency. Titanium coil heater so effectively resists corrosion that it comes with a five-year *unconditional* warranty.
- 13 **I-TOUCH SYSTEM CONTROLS**  
A Sundance exclusive. Customizes filtration and temperature settings. Microprocessors continuously monitor operating and safety functions.
- 14 **HIGH-QUALITY CABINETRY**  
SunStrong UV-resistant synthetic cabinetry is durable and maintenance-free.
- 15 **CLEARRAY™ WATER PURIFICATION SYSTEM**  
Hassle-free water maintenance.



MODEL SHOWN: 880 SERIES MAXXUS  
 FEATURES VARY BY MODEL

## PURE WATER

Our MicroClean water filtering system surpasses all others because it helps to ensure clean, sparkling water, with less maintenance and reduced chemical usage. The system accomplishes this through an efficient combination of highly effective filtering, water circulation, and water skimming processes.

### • 880 SERIES SPAS

The Dynamic Flow circulation pump at the heart of every 880 Series spa enables filtering of seven times more water per minute than typical spas, effectively moving up to 50,000 gallons (189,271 Liters) of water per day, at roughly the same operating cost. It continuously draws the spa's water over the floating Slipstream skimmer to remove impurities and debris that could otherwise settle on the spa shell. Then the water passes through our exclusive triple-layer MicroClean Ultra filter.

### • 780 SERIES SPAS

780 Series spas feature the unique, two-stage MicroClean filter. The energy-efficient 24-hour circulation pump continuously moves water through the highly effective microfiber section for ultra-fine filtration. The spa's main pump routinely cycles to skim the water's surface and filter large particles through the filter's pleated portion.



The MicroClean filter cartridge is the first FDA-complaint and NSF-certified within the hot tub industry. Exclusively manufactured by Filter Specialists Inc. for Sundance Spas.






## CLEANER WATER FROM ADVANCED FILTRATION

### MICROCLEAN ULTRA FILTRATION (880 SERIES)

Engineered exclusively for Sundance Spas, Microclean™ Ultra™ is the industry's first inner core design. A Sundance Spas' exclusive, it establishes a new standard for robust, efficient water filtration.

- The 2 piece interlocking system has an advanced dual stage filtration that is the ultimate in water purification
- The outer filter is washable and acts as the first stage of filtration that traps larger particles
- Made from 100% meltblown polypropylene; these variable density filters are compatible with a wide range of chemicals
- Variable density construction uses the entire depth of the filter to trap sediment and debris and results in higher dirt holding capacity

### MICROCLEAN ULTRA FILTRATION



- Thermally bonded fibers will not migrate into water
- System integrates 24-hour Dynamic Flow circulation pump, floating weir gate, optional ozone generator and an optional mineral purifier



### MICROCLEAN FILTRATION (780 SERIES)

Our dual-filtration process and ozone delivery system is more effective than those in other spa systems.

- Filters from two directions: spa's main pump pulls water through the pleated filter and the 24-hour circulation pump pulls through the microfiber element
- Microfiber cartridge for ultra-fine filtration
- Second cartridge has a pleated, surface-loading component that captures larger particles



## PATENTED HYDROTHERAPY



At Sundance, we like to say that we move water differently. First, every Sundance jet is designed to produce a precise massage action. Our Fluidix technology is so versatile that it allows us to continue to introduce jets that tailor the type of massage to a specific area of the body. Second, our jets let you control the massage throughout your hydrotherapy session. You can adjust some of our jets four different ways!

Third, each jet is positioned in the spa to maximize its effectiveness. We invite you to compare other hot tubs to the patented hydrotherapy in a Sundance 880 or 780 Series spa, and notice the way the water moves. We think you will feel the difference.

Our patented Fluidix jets are designed to employ natural principles of fluid dynamics, which cause the jet stream to oscillate without the use of bearings or internal moving parts.



## ERGONOMIC SEATING

The seating design experts at Sundance have applied the ergonomics of body support to the environment of water to create naturally form-fitting spaces. Each seat is designed to maintain even weight distribution and correct posture when your body is surrounded by jet-driven water. Precision engineering ensures that our seats can accommodate a variety of body types, so you can relax into the seats of your Sundance spa comfortably. Every jet is perfectly positioned within each seat, as well. By moving from one area to another, you can enjoy a specialized massage or a full-body hydrotherapeutic experience.

### SEATS THAT GIVE YOU RELAXING OPTIONS



- 1
- 2
- 3
- 4
- 5

#### 1 COOL-DOWN SEAT

- Cool gradually before leaving the spa
- Sit partially out of the water
- Enjoy a foot and calf massage

#### 2 ACCU-SSAGE THERAPY SEAT

- Unique therapy massage station for neck, shoulders, and back
- Targets specific acupressure points
- Customized hydrotherapy
- Mild to bold action, deep-tissue massage

#### 3 SOAKING SEAT

- Adjust controls from your seat
- Comfortable support
- Ideal for gentle hydrotherapy

#### 4 FULL-BODY LOUNGE

- Ergonomically designed for overall hydrotherapy
- Neck, shoulder, back, calf, hip and foot jets
- Wrist jets on select models

#### 5 INTELLI-JET THERAPY SEAT

- Two therapeutic Fluidix Intelli-Jets
- Change massage action without leaving your seat
- Two powerful Vortex Jets

MODEL SHOWN: 880 SERIES CAMEO  
SEATING VARIES BY MODEL

## EXCLUSIVE JETS

**PRESSURE POINT JETS** stimulate significant acupressure points on the neck, shoulders and back. Fluidix ST, Accu-Pressure, Pulsator, Fluidix and SMT Micro Adjustable jets provide this type of massage in Sundance Spas hot tubs. **WHIRLPOOL JETS** and SMT Turbo jets are acclaimed for their vigorous deep-muscle massage, and the boldest performance of any jet, anywhere. **THERAPY JETS** give you an amazing number of options: swirling motion, rotating or stationary action, adjustable pressure and volume. Fluidix Nex, Fluidix Intelli-Jet, Vortex, SMT, SMT Fluidix, Fluidix Reflex, and Pro-Touch II are therapy jets. **RELAXATION JETS** provide gentle massage and the comfort of bubbling water action. SMT Mini jets are adjustable for a bold massage.

### 880 JETS



SILENTAIR™ JET

- Injects a stream of bubbles into the water
- Air injection creates a gently effervescent massaging action
- Used to diffuse aromatherapy throughout the water



FOCUS-RELIEF™ JET

- Blower and pump produces high amount of soothing bubbles
- Pump only creates a concentrated massage
- Blower only for effervescent effect



ACCU-PRESSURE™ JET

- Focuses on pressure points in shoulders, neck, back, calves and feet
- Provides deep-tissue massage to relieve muscle tension and joint pain



FLUIDIX NEX™ JET

- Latest addition to exclusive Fluidix series
- Relieves neck tension and strain
- Ideal massage action for small muscles and sensitive nerves
- Adjustable high/low massage action
- Patented technology



PULSATOR™ JET

- Creates a gentle "pulsing" massage action
- Provides relief in the wrist area
- Reduces discomfort of carpal tunnel syndrome in wrists



PRO-TOUCH II™ JET

- The ultimate in versatility and efficiency
- Optional interchangeable nozzle for more massage variety
- Allows you to refine and customize the character of your massage



FLUIDIX REFLEX™ JET

- Pronounced back-and-forth massaging motion moves water in a whole new way
- Assertive action or mild massaging
- Adjust flow by rotating jet face
- Patented technology



FLUIDIX ST™ JET

- Revolutionary, patented design concept
- Both high- and low-impact massage
- Use air control dial to adjust jet stream intensity and pressure
- Durable bearingless jet available only from Sundance



FLUIDIX INTELLI-JET™

- The ultimate in versatility and efficiency
- Turn jet face to horizontal for a lighter, smoother massage, or vertical or large-muscle, deep massage
- Use air control dial to adjust jet stream intensity and pressure
- Patented bearingless jet built to last a lifetime



VORTEX™ JET

- Unique rifling action for high- and low-impact therapeutic massage
- Bearingless jet built to last longer
- Exclusively designed for Sundance
- Swirling sensation



WHIRLPOOL JET

- A choice of professional athletes
- Vigorous action delivers muscle-penetrating massage





**SILENT INJECTION** Sundance Spas offers SilentAir Injection on all 880 Series spas. With just a touch of a button the powerful SilentAir Injection blower sends soothing bubbles through multiple SilentAir jets located throughout the spa. Distinct from water jets, these injectors create a warm effervescent stream of bubbles, giving you an uplifting massage. The SilentAir jets also provide a unique delivery system for aromatherapy that helps keep the water clean by diffusing SunScents fragrance as air bubbles, instead of liquid or powdered additives. SunScents fragrance beads are available through your local dealer.

## 780 JETS



**ACCU-PRESSURE™ JET**

- Focuses on pressure points in shoulders, neck, back, calves, and feet
- Relieves tired muscles, stress and tension



**SMT™ MICRO ADJUSTABLE JET**

- SMT (Soothing Muscle Therapy) jets produce a refined massage
- The ultimate in neck tension relief
- Customized pressure control
- Fully adjustable face



**SMT FLUIDIX™ JET**

- First Fluidix in 780 Series
- Advanced patented jet design captures the feeling of a hands-on massage
- Massages tension-prone areas in small muscle groups and joints



**SMT MINI JET**

- Perfect for gentle or bold massage
- Designed to reduce tension in small muscle groups and joints



**SMT JET**

- Targets large muscle groups with direct, powerful hydrotherapy
- Selected jets rotate for a circular massage motion
- Ergonomically grouped in therapy seats



**SMT TURBO JET**

- High-volume water for a vigorous massage
- Deep, muscle-penetrating, intense massage
- Ideal for after-sports therapy




**780 SERIES OPTION  
STAINLESS STEEL JET TRIM**

Ask your Sundance Spas dealer about upgrading to stainless-steel jet trim, optional on 780 Series spas.

## MOOD | LIGHTING

Lighting is an integral part of your spa environment. Sundance enhances the textures of water with light and color, while illuminating details that bring out each spa's features. Water glows from the bottom up, starting with underwater lights and continuing with multi-hued lighted waterfalls. You can set the lights to one color, or allow them to gradually transition through the spectrum.





## DRAMATIC EFFECTS WITH CUSTOMIZABLE LIGHTING

### 880 SERIES SUNGLOW AND 780 SERIES SUNRAY LIGHTING SYSTEMS

- LED lighting for efficiency and long life; uses less than 8% of the energy used by similar incandescent lighting systems
- Three levels of brightness
- Select one of seven colors or set to gradually transition

#### 880 SUNGLOW LIGHTING SYSTEM

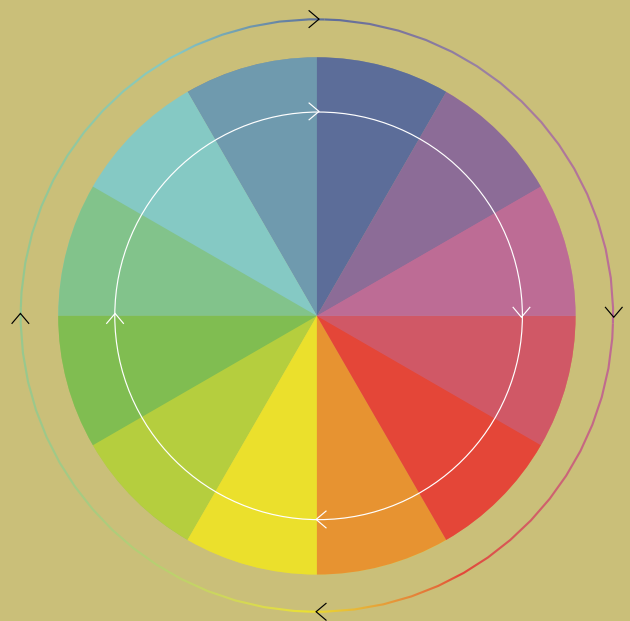


- Independent control of on/off and brightness for footwell and waterfall lights
- Footwell, grab-bar and AquaTerrace waterfall lights
- Three brightness levels
- Seven colors (six colors plus white)
- Color-freeze mode
- Randomized color rotation
- Air control lighting

#### 780 SUNRAY LIGHTING SYSTEM



- Footwell and waterfall lighting, with light rings for massage selectors and air controls
- Three brightness levels
- Seven colors (six colors plus white)
- Color-freeze mode



Innovative LED (light-emitting diode) technology allows for changeable light colors

## INTELLIGENT

## CONTROLS

The programmable control system in your Sundance performs several important roles. Microprocessors continually check the spa's functions – circulation, filtration, and automatic shut-off of the jet pumps. Redundant sensors ensure that the water temperature displayed is accurate to within half a degree. The part of the system where you take charge is at the exclusive i-Touch control panel. Conveniently located in the spa, and easy to read and use, Sundance displays are legible from inside or outside. You can also lock your spa's settings into the i-Touch control panel for added security and peace of mind.

### PROGRAMMABLE SETTINGS AT YOUR FINGERTIPS



880 SERIES I-TOUCH CONTROLS



880 SERIES I-TOUCH CONTROLS



SUNSMART™ iPhone® APP

880

- Fully programmable i-Touch control panel
- Digital touchpad control of all functions
- Backlit LCD display
- Integrated Aqua-Terrace and Foot-well Lighting controls
- Advanced microprocessors check all functions 60 times per second
- Display inverts to read from inside or outside the spa

- Fully programmable i-Touch control panel
- Digital touchpad control of all functions
- Backlit LCD display
- Advanced microprocessors check all functions 60 times per second
- Display inverts to read from inside or outside the spa
- Available on Capri models.

- Access your spa control remotely
- iPhone® compatible
- Up to 100 feet of connectivity
- Intuitive, easy to read screens



780 SERIES I-TOUCH CONTROLS

780

- Easy-to-read LED display
- Digital touchpad control of all functions
- Choose from pre-programmed temperature and filtration cycles



## STEREO SOUND

### OPTIONAL STEREO SYSTEMS\* FOR BOTH 880 AND 780 SERIES INCLUDE:

- Patented, marine-grade premium quality stereo with iPod® dock and AM/FM radio
- Stereo panel is tucked into the side of the spa cabinet
- Auxilliary 3.5 mm input jack for MP3 players

The SunSurround stereo system option literally surrounds you with music – four waterproof micro-speakers are built into the top corners of the hot tub near the pillow headrests. An auxiliary MP3 jack is standard with the SunSurround system.

A convenient wireless remote control is included with the 880 Series and the 780 stereo system.

### PERSONALIZED MUSIC MADE WITH MP3 CAPABILITIES

#### SUNSURROUND STEREO SYSTEM



- Auxiliary 3.5 mm input jack for MP3 players
- iPod® dock and AM/FM radio
- Sub-woofer for deep bass
- Remote control



#### 880 SPEAKERS

- New 6" speaker subwoofers powered by JBL®
- Adjacent to pillow for surround sound effect
- Waterproof, JBL Quality



#### 780 SPEAKERS

- Four topside micro-speakers
- Built into the spa near pillow headrests
- Waterproof

#### SUNSURROUND STEREO REMOTE



- Wireless remote control
- Water resistant
- Adjust stereo without leaving your seat
- (Style may vary.)

\* Stereo system not available on Capri, Camden, and Dover

# 680 SERIES



The Hawthorne™ is a spacious tub, comfortably fitting up to five adults. CL Designer jets in stainless steel are a standard feature on the Burlington, Hawthorne and Hartford spas. The reflection from the CL Lighting package, also standard on these models is highlighted in the reflection on each jet. These finishing touches put just the right amount of polish on your backyard spa experience. The CL Stereo brings music to your spa experience for a soothing mood during hydrotherapy sessions. The CL Circulation Pump keeps the water in your spa moving 24 hours a day for more effective filtration. All of the Custom Luxury upgrades are factory-installed, so you can enjoy them from the moment you get into your new spa. Visit your local dealer's showroom and ask for details about the CL upgrades.



**680 HAWTHORNE™**

SEATS	5-6 ADULTS
DIMENSIONS	7'8" x 7'8" x 36" 234 CM x 234 CM x 92 CM
TOTAL JETS	44



Meets or exceeds the energy efficiency standards as defined by the California Energy Commission.

MODEL	ESTIMATED MONTHLY COST
Hawthorne	\$18.36

Test based on CEC test protocol for standby power consumption. Results measured in a controlled environment based on mid-2010 energy rates. Local and future energy rates and local conditions will alter these monthly costs of operation.

Spa Temperature 101° F / 38° C  
Kilowatt Rate Per Hour \$0.10



Sundance adds details that make your spa life even more easy-going. Beverage holders in sculpted acrylic match your spa, and keep drinks conveniently within reach.




Add popular feature upgrades to the Hawthorne, Hartford, or Burlington spas with Custom Luxury (CL) packages. The CL options offer so much beauty and functionality, you'll want to add them all. CL Designer Jets in stainless steel put the polish on your spa and accentuate the multicolor glow from the optional CL Lighting package. The CL Stereo brings music to your spa experience for a soothing mood during hydrotherapy sessions. The CL Circulation Pump keeps the water in your spa moving 24 hours a day for more effective filtration. All of the Custom Luxury upgrades are factory-installed, so you can enjoy them from the moment you get into your new spa. Visit your local dealer's showroom and ask for details about the CL upgrades.



### 680 HARTFORD™

SEATS	6-7 ADULTS
DIMENSIONS	7'4" x 7'4" x 36" 223 CM x 223 CM x 92 CM
TOTAL JETS	42



 <b>ENERGY EFFICIENCY</b>	Meets or exceeds the energy efficiency standards as defined by the California Energy Commission.
MODEL	Hartford
ESTIMATED MONTHLY COST	\$17.35



### 680 BURLINGTON™

SEATS	5-6 ADULTS
DIMENSIONS	6'9" x 7'2" x 37.5" 206 CM x 218 CM x 95 CM
TOTAL JETS	25



 <b>ENERGY EFFICIENCY</b>	Meets or exceeds the energy efficiency standards as defined by the California Energy Commission.
MODEL	Burlington
ESTIMATED MONTHLY COST	\$12.60

Test based on CEC test protocol for standby power consumption. Results measured in a controlled environment based on mid-2010 energy rates. Local and future energy rates and local conditions will alter these monthly costs of operation.

Spa Temperature 101° F / 38° C  
Kilowatt Rate Per Hour \$0.10





## FEATURES

### STANDARD\*:



#### CL DESIGNER JETS

##### DESIGNER STAINLESS STEEL JET TRIM

Selected spas include designer stainless steel jet trim. This factory-installed feature upgrades your spa with a sleek look that sparkles through the water. The stainless steel jet trim also reflects the beauty of the spa's water when illuminated by underwater and interior pinpoint lights.



#### CL LED LIGHTING

##### LED PINPOINT LIGHTS BEHIND WATERFALL, AT WATER'S EDGE, AND IN FOOTWELL

Lights shine from the waterline of the spa, including three that sparkle from behind the waterfall with the CL LED Lighting. A light in the footwell helps promote easy access at night, and gives the spa a glow from within. CL lighting features LED (light-emitting diode) illumination, in a palette of colors you can set to rotating or stationary mode. An added bonus: Sundance LED lighting consumes less than 8% of the energy used by similar incandescent lighting systems.

### OPTIONS:



#### CL STEREO

##### STEREO WITH FOUR SPEAKERS

Turn up the fun on your 680 Series Hawthorne, Hartford, or Burlington model with a marine-grade stereo system built into the side of your hot tub. Four waterproof speakers are located topside for listening to the AM/FM radio or your own iPod®. The CL Stereo option is also factory-installed.



#### CL CIRCULATION

##### 24-HOUR CIRCULATION PUMP

The optional 24-hour CL Circulation Pump allows your spa to filter more water than ordinary hot tubs. Moving a higher volume of water through the filtration system helps ensure your spa's water stays cleaner, longer.

\* Excludes Tacoma and Denali models.

680 SERIES GET INTO SHAPES





Whether your landscape would look best with a round hot tub or a three-sided version, you can get everything you want in the Denali™ and Tacoma™ models – shape plus Sundance® quality. Available in a full line of shell and cabinet colors, these spas also feature underwater lighting, with a multicolor LED light. Standard on all Sundance® models is our innovative CLEARRAY™ Water Purification System, providing clean, clear water instantly.



### 680 DENALI™

SEATS 4 ADULTS  
 DIMENSIONS 77" DIAMETER X 36"  
 196 CM X 92 CM  
 TOTAL JETS 20



Meets or exceeds the energy efficiency standards as defined by the California Energy Commission.	
MODEL	ESTIMATED MONTHLY COST
Camden	\$11.59



### 680 TACOMA™

SEATS 2 ADULTS  
 DIMENSIONS 5'8" X 5'8" X 31"  
 173 CM X 173 CM X 79 CM  
 TOTAL JETS 12



Meets or exceeds the energy efficiency standards as defined by the California Energy Commission.	
MODEL	ESTIMATED MONTHLY COST
Tacoma	\$9.58

Test based on CEC test protocol for standby power consumption. Results measured in a controlled environment based on mid-2010 energy rates. Local and future energy rates and local conditions will alter these monthly costs of operation.

Spa Temperature 101° F / 38° C  
 Kilowatt Rate Per Hour \$0.10



## FEEL THE DIFFERENCE WHEN YOU TAKE TIME FOR A SUNDANCE JET-DRIVEN HYDROMASSAGE

Sundance jets out-perform those in other hot tubs and offer more massage types. Different jets are designed to target specific parts of the body, and many are adjustable. The Hawthorne, Hartford, and Burlington models feature the deluxe line of jets, which are also available in optional stainless steel trim. The Denali and Tacoma spas include SMT™, or Soothing Muscle Therapy, jets. Sundance places every jet in each spa to give you the maximum hydrotherapeutic benefit.

### 680 JETS



**DL JET**

- Focuses on pressure points on the neck, shoulders and back
- Provides deep-tissue massage to relieve muscle tension and soreness
- Adjustable face allows you to control the intensity of your massage



**DX JET**

- Targets small muscles in the neck area with a gentle, yet effective massage
- Relieves tension and strain
- Adjusts for more or less water pressure



**DV JET**

- Gentle, pulsating massage action soothes tired calves
- Rotating jet stream expands and contracts the water stream
- Fully adjustable face



**DXL JET**

- Provides a direct, penetrating massage to muscles in the back
- Relieves tired muscles, stress and tension
- Fully adjustable face



**DVX JET**

- Delivers powerful hydrotherapy to muscles in the back and calves
- Adjusts for a customized massage



**DST JET**

- Sends swirling currents of warm water circling throughout the spa
- Vigorous whirlpool action delivers muscle-penetrating massage



**DIVERTA JET**

- Available only on the Denali
- Relaxes with a swirling whirlpool massage
- Enables you to divert massage from one seat to another



**STAINLESS STEEL JET FACE PLATES**

Selected spas offer designer stainless steel jet trim. This factory-installed feature upgrades your spa with a sleek look that sparkles through the water.



RELAX IN COLOR

Have fun deciding on which color is exactly right for you and your backyard. The Sundance 680 Series selection includes richly-colored shells, in shades from sparkling whites to earthy tans and sophisticated blues. Each spa shell is vacuum-molded of high-quality, long-lasting acrylic. Choose from three coordinating cabinet colors. The cabinets are made of durable, UV-resistant synthetic material that is virtually maintenance-free. For help with choosing the perfect spa features, options, and accessories, or for more information, please contact your Sundance dealer, or visit us on the web at: [www.sundancespas.com](http://www.sundancespas.com)



COASTAL



DUETTO



DUETTO



COASTAL



AUTUMN WALNUT



MAHOGANY



CELESTITE

1



PLATINUM

2



OYSTER

3



SAHARA

4




SAND

5



COPPER SAND

6



SEA MIST

7

Color and cabinet availability varies by model. Please see specifications.



HAWTHORNE™



HARTFORD™



BURLINGTON™

SPA	HAWTHORNE™	HARTFORD™	BURLINGTON™
SEATS	5-6 adults	6-7 adults	5-6 adults
DIMENSIONS	7'8" x 7'8" x 36" (234 cm x 234cm x 92cm)	7'4" x 7'4" x 36" (223 cm x 223 cm x 92 cm)	6'9" x 7'2" x 37.5" (206 cm x 218 cm x 95 cm)
WEIGHT: DRY/FILLED	805 lbs/ 5,353 lbs (365 kg/2,428 kg)	775 lbs/4,697 lbs (352 kg/2,131 kg)	727 lbs/4,249 lbs (330 kg/1,927 kg)
SPA VOLUME	430 US gal (1,628 liters)	390 US gal (1,476 liters)	350 US gal (1,325 liters)
JET PUMPS			
NORTH AMERICA (60 Hz)	2-speed 2.5hp (4.5 bhp <sup>1</sup> ) 1-speed 2.5hp (4.8 bhp <sup>1</sup> )	2-speed 2.5hp (4.5 bhp <sup>1</sup> ) 1-speed 2.5hp (4.8 bhp <sup>1</sup> )	2-speed 2.5 hp (4.5 bhp <sup>1</sup> )
EXPORT (50 Hz)	2-speed 2.0hp (2.6 bhp <sup>1</sup> ) 1-speed 2.0hp (3.0 bhp <sup>1</sup> )	2-speed 2.0hp (2.6 bhp <sup>1</sup> ) 1-speed 2.0hp (3.0 bhp <sup>1</sup> )	2-speed 2.0 hp (2.6 bhp <sup>1</sup> )
TOTAL JETS	44	42	25
DV JETS	4		
DX JETS	8	10	2
DL JETS	10	15	6
DXL JETS	11	6	10
DVX JETS	10	10	7
DST JETS	1	1	
DIVERTA JETS			
AIR CONTROLS/ MASSAGE SELECTORS	3 controls/ 1 selector	4 controls/ 1 selector	4 controls/ 1 selector
WATER PURIFICATION SYSTEM	CLEARRAY™	CLEARRAY™	CLEARRAY™
FILTER	Two 45 sq. ft.	Two 45 sq. ft.	Two 45 sq. ft.
24-HOUR CIRCULATION PUMP	Optional: CL Circulation Pump	Optional: CL Circulation Pump	Optional: CL Circulation Pump
LIGHTING	12v underwater light, CL Lighting	12v underwater light, CL Lighting	12v underwater light, CL Lighting
STAINLESS STEEL JET TRIM	CL Designer Jets	CL Designer Jets	CL Designer Jets
HEADRESTS	4	4	3
ELECTRICAL REQUIREMENTS			
NORTH AMERICA (60 Hz)	240 VAC @ 40A, 50A or 60A	240 VAC @ 40A, 50A or 60A	240 VAC @ 40A, 50A
EXPORT (50 Hz)	230 VAC @ 20A, 30A or 40A	230 VAC @ 20A, 30A or 40A	230 VAC @ 20A, 30A
WATER FEATURE	Variable flow waterfall	Variable flow waterfall	Variable flow waterfall
BUILT-IN STEREO	Optional: CL Stereo System	Optional: CL Stereo System	Optional: CL Stereo System
SHELL COLORS	1-7	1-7	1-7
SUNSTRONG™ CABINETRY	Coastal, Mahogany, Autumn Walnut	Coastal, Mahogany, Autumn Walnut	Coastal, Mahogany, Autumn Walnut



DENALI™



TACOMA™

4 adults	2 adults
77" dia. x 36" (196 cm dia. x 92 cm)	5'8" x 5'8" x 31" (173 cm x 173 cm x 79 cm)
410 lbs/2,897 lbs (186 kg/1,314 kg)	394 lbs/1,946 lbs (179 kg/883 kg)
230 US gal (871 liters)	147 US gal (556 liters)
2-speed 1.5 hp (2.5 bhp <sup>1</sup> )	2-speed 1.5 hp (2.5 bhp <sup>1</sup> )
2-speed 2.0 hp (3.0 bhp <sup>1</sup> )	2-speed 2.0 hp (3.0 bhp <sup>1</sup> )
20	12
8	
7	8
4	4
1	
3 controls	1 control
CLEARRAY™	CLEARRAY™
50 sq. ft.	35 sq. ft.
	2
120VAC @ 15A or 240 VAC @ 30A or 40A	120 VAC @ 15A or 240 VAC @ 30A or 40A
230 VAC @ 20A or 30A	230 VAC @ 20A or 30A
1-7	1-7
Coastal, Mahogany, Autumn Walnut	Coastal, Mahogany, Autumn Walnut

See previous page for color samples.

Shell Colors:  
 1–Celestite  
 2–Platinum  
 3–Oyster  
 4–Sahara  
 5–Sand  
 6–Copper Sand  
 7–Sea Mist

<sup>1</sup> Brake horsepower (bhp) is a maximum value measured by the motor manufacturer with no pump installed.

Dimensions, weights and capacities are approximate. Specifications are subject to change without notice.

# Accessories





WELCOME TO THE WORLD OF SUNDANCE ACCESSORIES

Sundance® Spas offers a complete selection of accessories designed to enhance your spa lifestyle. The Backyards by Sundance Spas line coordinates perfectly with your Sundance model, from the colors and textures of the surfaces to the way it all fits together. Curved steps and surrounds made especially for your Sundance snug up to the sides of the cabinetry. Create an intimate Sundance environment with a variety of accessories for your spa. Made of durable wood or sturdy, long-lasting synthetic material, every accessory is built to withstand the elements, as well as years of use. Tables, steps, SunScents™, cover lifts and dependable spa maintenance products, such as the SunPurity™ mineral spa purifier, also help make your Sundance spa life carefree and convenient.



## YOUR BACKYARD

Personalize your Sundance® Spas living area. The Backyards by Sundance collection gives you a choice of steps, planters, and tables and stools, all made to coordinate with your hot tub's shape and cabinet finish. Add exterior accent lights, a sturdy spa umbrella and other accessories made exclusively for use with your Sundance. Talk to your dealer about all the ways to enhance your Sundance hot tub. Planning your Sundance Spas backyard? See award-winning backyards by Sundance owners at [www.sundancespas.com](http://www.sundancespas.com).





SUNDANCE SPAS GLOBAL



- Argentina
- Australia
- Austria
- Barbados
- Belarus
- Belgium
- Bermuda
- Bosnia/Herzegovina
- Bulgaria
- Canada
- Canary Islands
- Chile
- China
- Costa Rica
- Croatia
- Cyprus
- Czech Republic
- Denmark
- Egypt
- Estonia
- Finland
- France
- French Polynesia
- Germany
- Greece
- The Grenadines
- Hungary
- Iceland
- India
- Indonesia
- Ireland
- Israel
- Italy
- Japan
- Kenya
- Latvia
- Liechtenstein
- Lithuania
- Luxembourg
- Malaysia
- Maldives
- Malta
- Mexico
- Montenegro
- Netherlands
- Netherlands Antilles
- New Zealand
- Nigeria
- Norway
- Panama
- Philippines
- Poland
- Portugal
- Puerto Rico
- Romania
- Russia
- Singapore
- Slovakia
- Slovenia
- Spain
- Sri Lanka
- St. Vincent
- Sweden
- Switzerland
- Taiwan
- The Grenadines
- Ukraine
- United Kingdom
- United States
- Uruguay
- Vietnam
- Virgin Islands

# Sundance Spas

Sundance Spas, Inc.  
14525 Monte Vista Ave. Chino, CA 91710  
909-606-7733

[www.sundancespas.com](http://www.sundancespas.com)

©2012 Sundance Spas, Inc. All rights reserved. Sundance Spas is a registered trademark, and Accu-Pressure, Accu-Ssage, Altamar, AquaSheer, AquaTerrace, Camden, Cameo, Capri, Certa, Chelsea, Comfortone, Dover, DirectPressure, Dynamic Flow Circulation System, Fluidix, Fluidix Nex, Fluidix ST, Fluidix Reflex, Hamilton, i-Touch, Intelli-Jet, Intelli-Jet LX, Iso-Pure, Majesta, Marin, Maxxus, MicroClean, MicroClean Plus, Mini-Intelli-Jet, Optima, PermaClear, Pivot Seat, Pro-Touch II, Pulsator, Rigid Bond, Sentry, Sentry Smart, SilentAir, SMT Fluidix, SMT Jet, Sun-Ray, SunGlow, SunPurity, SunScents, SunSound, SunSpa Check, SunSport, SunStrong, SunSurround, SunZone, TerraStone, TheraFlo, TheraMax, and Vortex, are trademarks of Sundance Spas, Inc. The BEST BUY EMBLEM is a trademark of Consumers Digest, Inc., used under license. All other brands, product names, company names, trade names, trademarks and service marks used are the property of their respective owners, and are used with permission. Sundance Spas may make product modifications and enhancements at any time without notice. Specifications may change without notice. International products may be configured differently to meet local electrical code requirements. Dimensions are approximate. Manufactured under one or more of the following United States patent numbers: 4,463,904; 4,508,267; 4,553,476; 5,156,642; 5,224,844; 5,267,359; 5,361,215; 5,391,064; 5,474,102; 5,636,794; 5,749,525; 5,820,034; 5,845,845; 5,860,603; 5,906,317. Designs: 335,532; 252,770; 353,443; 360,017; 375,165; 377,531; 376,432; 383,525. Other patents may apply. Sundance Spas hot tub models shown in photographs are not necessarily the same as those described on the pages where they appear.



Printed in the United States.

6890-043Y 0112-10K



Your Sundance Spas dealer is:

